

YOU ARE HERE: [HOME](#) / [SESSIONS](#) / [PRE-CONFERENCE](#) / A MORNING WITH THE BUTTERFLIES AND FLOWERS

A MORNING WITH THE BUTTERFLIES AND FLOWERS

When Fri 6:45 am – 9:00 am, optional informal review and breakfast afterwards.

Where [Magic Wings Butterfly Conservatory & Gardens](#),
281 Greenfield Rd, South Deerfield, MA

Bring Camera and macro lens. Lensbaby will have lenses to try out.

Type Pre-Conference Workshop – #3

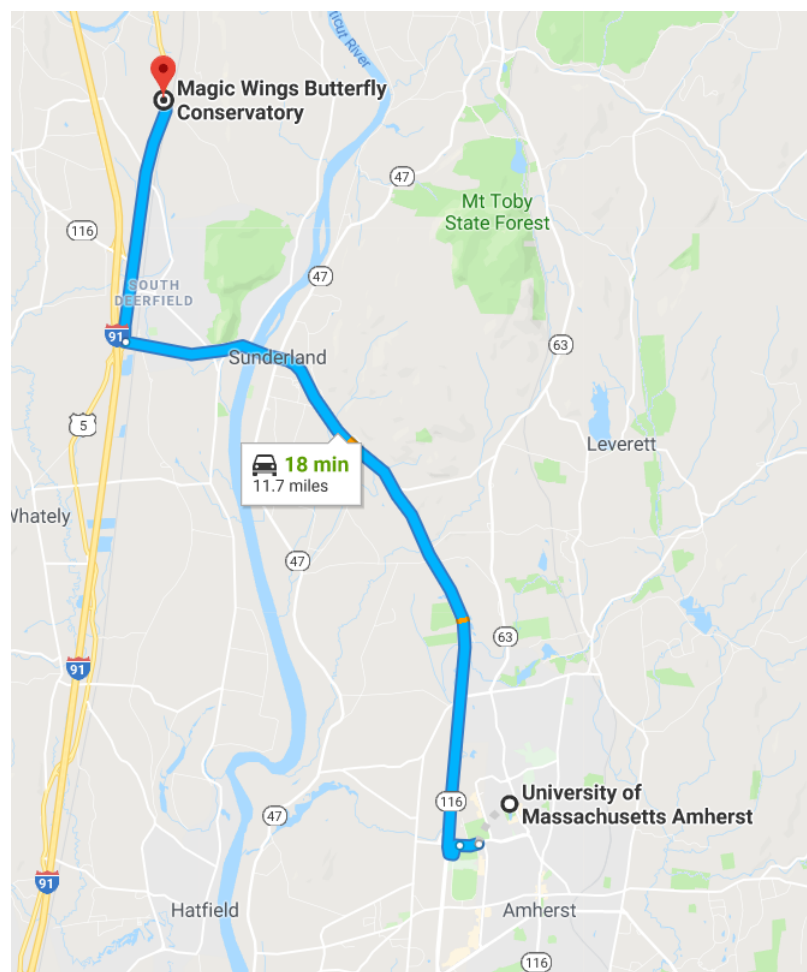
Skill All. You must be able to walk and stand during this 3-hour workshop. Transportation required to get to Magic Wings.

Speaker [Anne Belmont](#). Sponsored by [Lensbaby](#).

Cost \$98, after Jun 21 \$120
Transportation and optional breakfast not included in the workshop cost.

Spend a fun morning photographing butterflies/flowers at Magic Wings Butterfly Conservatory & Gardens. We will have access to Magic Wings early in the morning before it opens to the public. This is an ideal time to photograph butterflies as they are quiet & resting, making them easier to photograph. Bring a traditional macro lens. We will also have Lensbaby lenses for loan (from our sponsor Lensbaby) to capture stunning butterfly & flower images. Whether you recently purchased a new Lensbaby, are thinking about getting one, or your Lensbaby is unopened or sitting in a closet this class is for you.

Participants will drive to the workshop (~12 miles from UMass).



Search:

Title	Categories	Content	Tags
Anne Belmont	Speakers	Anne Belmont Illinois Learn More As a flower photographer, Anne's greatest passion lies in seeing and capturing the beauty of flowers and other botanical subjects up close. It is the ...	Anne Belmont, Lensbaby
Flowers with Anne Belmont Photo Op	Activities, Camera & Lens Loaning, Photo Ops	When Stop by anytime Sat 9:00 am – 1:00 pm Campus Center 903 Where Campus Center Lower Level Bring Camera. Lensbaby lens will be available to try out. Type Photo ...	Anne Belmont, Hands-on, Lensbaby, Onsite Loaning, Skill:All
Conference Image Review	Sessions, Workshop	When Fri 1:00 pm – 4:30 pm, Sat 8:30 am – 4:30 pm, during the conference Where Time, location and reviewer info for the 45 minute review will be emailed to you by ...	Adam Jones, Anne Belmont, Chris Murray, David Akoubian, Image Reviews, Jamie Konarski Davidson, Jerry Keefer, Jim Montanus, Karen Hutton, Kristi Odom, Kurt Budliger, Lewis Kemper, Lori Keefer, Mark Hilliard, Sean Bagshaw, Skill:All
Capturing Stunning Images of Beloved Flowers Year-Round - Water Lilies, Tulips, Dahlias & Orchids	Creativity, Sessions	When Fri 2:15 pm – 3:15 pm Campus Center Auditorium Bring – Type Session Skill All Speaker Anne Belmont. Sponsored by Lensbaby. Creative flower photography can be pursued year-round. We will explore photographing some of ...	Anne Belmont, Lensbaby, Skill:All
A Morning with the Butterflies and Flowers	Pre-Conference, Sessions, Workshop	When Fri 6:45 am – 9:00 am, optional informal review and breakfast afterwards.Where Magic Wings Butterfly Conservatory & Gardens, 281 Greenfield Rd, South Deerfield, MA Bring Camera and macro lens. Lensbaby will have ...	Anne Belmont, Hands-on, Lensbaby, Onsite Loaning
Creative Flower Photography - Unleashing the Creative Spirit through the Magic of Lensbaby	Creativity, Sessions	When Fri 7:00 pm – 8:00 pm Thompson 104, Sun 8:30 am – 9:30 am Campus Center Auditorium Bring– Type Session Skill All Speaker Anne Belmont. Sponsored by Lensbaby. Learn to see and photograph ...	Anne Belmont, Lensbaby, Skill:All

Showing 1 to 6 of 6 entries



NEW ENGLAND CAMERA CLUB COUNCIL (NECCC)

Is a nonprofit umbrella group with over 70 camera clubs and Meetups in the New England states (Connecticut, Rhode Island, Maine, Massachusetts, New Hampshire, and Vermont). The Council was established in 1937 and incorporated in 1963.

Visit NECCC.org

MEMBER CLUB SERVICES

Interclub Competitions, Commentaries, Recordings, Camera Club Rosters, Speakers & Judges, Fees and Donations, Courtesy Conf Registration & Scholarships ...

[Visit NECCC Club Services](#)

YOU ARE HERE: [HOME](#) / [SESSIONS](#) / [PRE-CONFERENCE](#) / [ADVANCED CAMERA TECHNIQUES & TIPS TO WIN AWARDS](#)

ADVANCED CAMERA TECHNIQUES & TIPS TO WIN AWARDS

When	Fri 8:30 am – 11:30 am
Where	Listed in your workshop registration info
Bring	-
Type	Pre-Conference Workshop – #1
Skill	All
Speaker	Kristi Odom . Sponsored by Nikon .
Cost	\$70, after Jun 21 \$90

Camera technology is moving so fast; unlock the potential of what your camera can do! This seminar is for the photographer who wants to elevate their skill and push their cameras to new levels and win more awards. Kristi will teach shooting techniques like timelapse, focus stacking, advanced composition, daytime long exposures, and in camera multiple exposures to editing technique like editing for eye movement and image stacking techniques that will give you the tools to elevate your work to that impressionable level. Continuously improving your craft is the first step in mastering the art of photography. This class will guide you toward becoming a more confident photographer, storyteller, and artist by helping you to strengthen your own potential.

KRISTI ODOM EVENTS

Search:

Title	Categories	Content	Tags
Kristi Odom	Speakers	Kristi Odom Washington D.C. Learn More Kristi joined Nikon's elite Ambassador program in May of 2018. An internationally acclaimed photographer and sought-after motivational speaker, Kristi travels the world shooting, teaching and sharing ...	Kristi Odom
Conference Image Review	Sessions, Workshop	When Fri 1:00 pm – 4:30 pm, Sat 8:30 am – 4:30 pm, during the conference Where Time, location and reviewer info for the 45 minute review will be emailed to you by ...	Adam Jones, Anne Belmont, Chris Murray, David Akoubian, Image Reviews, Jamie Konarski Davidson, Jerry Keefer, Jim Montanus, Karen Hutton, Kristi Odom, Kurt Budliger, Lewis Kemper, Lori Keefer, Mark Hilliard, Sean Bagshaw, Skill:All
Advanced Camera Techniques & Tips to Win Awards	Pre-Conference, Sessions, Workshop	When Fri 8:30 am – 11:30 am Where Listed in your workshop registration info Bring – Type Pre-Conference Workshop – #1 Skill All Speaker Kristi Odom. Sponsored by Nikon. Cost \$70, after Jun 21 \$90 Camera technology is moving ...	Hands-on, Kristi Odom, Nikon, Skill:All
Keynote – The Power and Passion of Photography	Activities	When Sat 8:15 pm Where Fine Arts Center Speaker Kristi Odom As story collectors sometimes we become the story. How we got the shot, the journey, our passions, even close calls with ...	Keynote, Kristi Odom

Showing 1 to 4 of 4 entries



NEW ENGLAND CAMERA CLUB COUNCIL (NECCC)

Is a nonprofit umbrella group with over 70 camera clubs and Meetups in the New England states (Connecticut, Rhode Island, Maine, Massachusetts, New Hampshire, and Vermont). The Council was established in 1937 and incorporated in 1963.

Visit NECCC.org

MEMBER CLUB SERVICES

Interclub Competitions, Commentaries, Recordings, Camera Club Rosters, Speakers & Judges, Fees and Donations, Courtesy Conf Registration & Scholarships ...

[Visit NECCC Club Services](#)

YOU ARE HERE: [HOME](#) / [SESSIONS](#) / [PRE-CONFERENCE](#) / [CHARACTER MODELS](#)

CHARACTER MODELS

When	Fri 8:30 am – 11:30 am
Where	Listed in your workshop registration info
Bring	Camera. Sigma will have lenses to try out.
Type	Pre-Conference Workshop – #12
Skill	All. You must be able to walk and stand during this 3-hour workshop.
Speaker	Marc Farb. Models sponsored by Sigma. Lights sponsored by Westcott.
Cost	\$70, after Jun 21 \$90

Photograph character models. Learn about Lighting and Posing and lens selection with Marc Farb. Prerequisites: DSLR or mirrorless camera. Lenses will be supplied by Sigma. For all skill levels, but you must be able to stand during this three-hour workshop.

MARC FARB EVENTS

Search:

Title	Categories	Content	Tags
Marc Farb	Speakers	Marc Farb New York Learn More Marc is a Technical Representative for Sigma. For Marc, photography is more than just a job, or a way to earn a steady income: it is ...	Marc Farb, Sigma
Character Portraits – Tops & Tricks Live Shoot with Sigma Loaners – Teaching Session with Marc Farb	Portrait, Sessions	When Fri 1:00pm – 5:00pm and 6:00 pm – 8:00 pm Campus Center 163 Bring Camera. Sigma will have lenses to try out. Type Session Skill All Speaker Marc Farb. Sponsored by Sigma & Westcott. Try ...	Character Models, Hands-on, Marc Farb, Onsite Loaning, Sigma, Skill:All, Westcott
Character Models	Pre-Conference, Sessions, Workshop	When Fri 8:30 am – 11:30 am Where Listed in your workshop registration info Bring Camera. Sigma will have lenses to try out. Type Pre-Conference Workshop – #12 Skill All. You must be able to walk and ...	Character Models, Hands-on, Marc Farb, Sigma, Skill:All, Westcott
Character Models Photo Op	Activities, Photo Ops	When Stop by anytime Fri 1:00 pm – 8:00 pm and Sat 9:00 am – 12:30 pm Campus Center 163Bring Camera Type Photo Op Skill All Speaker Models sponsored by Sigma. Lights sponsored by Westcott ...	Character Models, Hands-on, Marc Farb, Sigma, Skill:All, Westcott
Print Your Sigma Photo	Activities, Camera & Lens Loaning	When Stop by anytime Fri 1:00 pm – 8:00 pm Campus Center 163, Sat 8:30 am – 4:30 pm Campus Center 172 Sponsors Sigma, in conjunction with Canon Large Format Printing ...	Canon, Character Models, Hunt's Photo & Video, Marc Farb, Onsite Loaning, Sigma, Steve Gettle
Fast Glass Photo Walk with Marc Farb	Activities, Photo Walk	When Sun 7:00 am – 8:00 am Where Listed in your photo walk registration info Bring Camera Type Photo Walk – PW8 Skill All Speaker Marc Farb. Sponsored by Sigma. The theme of this Photo Walk will be Fast Glass ...	Hands-on, Marc Farb, Sigma, Skill:All

Showing 1 to 6 of 6 entries



NEW ENGLAND CAMERA CLUB COUNCIL (NECCC)

Is a nonprofit umbrella group with over 70 camera clubs and Meetups in the New England states (Connecticut, Rhode Island, Maine, Massachusetts, New Hampshire, and Vermont). The Council was established in 1937 and incorporated in 1963.

Visit NECCC.org

MEMBER CLUB SERVICES

Interclub Competitions, Commentaries, Recordings, Camera Club Rosters, Speakers & Judges, Fees and Donations, Courtesy Conf Registration & Scholarships ...

[Visit NECCC Club Services](#)

YOU ARE HERE: [HOME](#) / [SESSIONS](#) / [PRE-CONFERENCE](#) / CREATING HIGHLY STYLIZED IMAGES IN TOPAZ STUDIO

CREATING HIGHLY STYLIZED IMAGES IN TOPAZ STUDIO

When	Fri 8:30 am – 11:30 am
Where	Listed in your workshop registration info
Bring	Laptop with Photoshop CC and Topaz Labs ReMask and Studio (AI Clear, Texture Effects & Black/White Effects)
Type	Pre-Conference Workshop – #8
Skill	Intermediate Photoshop knowledge, including layers
Speaker	Rad A. Drew
Cost	\$70, after Jun 21 \$90

In this 3-hour class Rad Drew will demonstrate the many presets and adjustments available in Topaz Studio to add special effects to images for impact and drama. Use Topaz ReMask to remove a cluttered background and replace it with a texture. Apply your own or purchased textures to your image. Learn a workflow for Infrared images and how to give those images a dreamy glow, similar to the Orton Effect. See how AI Clear, as the first step in a workflow can eliminate noise in most images before beginning RAW processing. Prerequisites: You should have Adobe Photoshop (preferably PS CC), Topaz Labs ReMask and Studio (AI Clear, Texture Effects & Black/White Effects) installed & running on your laptop. This class assumes that you have basic Photoshop knowledge and is therefore more suitable for intermediate & advanced users. You may choose to share a computer and look on with a friend – or just come and take notes if you learn better without your computer.

RAD A. DREW EVENTS

Search:

Title	Categories	Content	Tags
Rad A. Drew	Speakers	Rad A. Drew Indiana Learn More Radis an acclaimed photographer, teacher, and tour leader from Indianapolis, Indiana. He makes photographs with mirrorless and infrared cameras, and assorted iPhones, and he ...	Rad Drew
Creating Painterly & Vintage Images in Topaz Studio	Digital, Sessions	When Fri 2:15 pm – 3:15 pm Hasbrouck, Sun 10:00 am – 11:00 am Hasbrouck Bring – Type Session Skill All Speaker Rad A. Drew Transform your photographs into paintings and vintage-looking images with ...	Rad Drew, Skill:All, Topaz Labs
Creating Highly Stylized Images in Topaz Studio	Pre-Conference, Sessions, Workshop	When Fri 8:30 am – 11:30 am Where Listed in your workshop registration info Bring Laptop with Photoshop CC and Topaz Labs ReMask and Studio (AI Clear, Texture Effects & Black/White Effects Type Pre-Conference Workshop – ...	Hands-on, Photoshop, Rad Drew, Skill:Intermediate, Topaz Labs
Creative Editing on Your iPhone	Mobile device, Sessions	When Sat 1:45 pm – 2:45 pm Integrative Learning Center S140 Bring iPhone Type Session Skill All Speaker Rad A. Drew Rad will demonstrate how to create images that have vintage looks, moody tones, dreamy ...	Rad Drew, Skill:All
Snapseed Tips and Tricks	Mobile device, Sessions	When Sat 9:45 am – 10:45 am Integrative Learning Center S140 Bring Mobile device Type Session Skill All Speaker Rad A. Drew Rad will share his workflow and show how he uses Snapseed as the ...	Rad Drew, Skill:All
iPhone Photo Walk with Rad Drew	Activities, Photo Walk	When Sun 7:00 am – 8:00 am Where Listed in your photo walk registration info Bring iPhone or other smartphone Type Photo Walk – PW1 Skill All Speaker Rad A. Drew The theme of this Photo Walk ...	Hands-on, Rad Drew, Skill:All

Showing 1 to 6 of 6 entries



NEW ENGLAND CAMERA CLUB COUNCIL (NECCC)

Is a nonprofit umbrella group with over 70 camera clubs and Meetups in the New England states (Connecticut, Rhode Island, Maine, Massachusetts, New Hampshire, and Vermont). The Council was established in 1937 and incorporated in 1963.

MEMBER CLUB SERVICES

Interclub Competitions, Commentaries, Recordings, Camera Club Rosters, Speakers & Judges, Fees and Donations, Courtesy Conf Registration & Scholarships ...

[Visit NECCC Club Services](#)

YOU ARE HERE: [HOME](#) / [SESSIONS](#) / [PRE-CONFERENCE](#) / EMBRACING 'WHAT IF' FOR CREATIVE POST-PROCESSING

EMBRACING 'WHAT IF' FOR CREATIVE POST-PROCESSING

When Fri 8:30 am – 11:30 am

Where Listed in your workshop registration info

Bring Laptop with Photoshop CC and Topaz Labs Studio (Impression, Texture Effects & Black/White Effects)

Type Pre-Conference Workshop – #6

Skill [Intermediate](#) Photoshop knowledge, including layersSpeaker [Jamie Konarski Davidson](#)

Cost \$70, after Jun 21 \$90

You've done the work in the field and have gathered some images to process. Hopefully, you're looking at images that already reflect what you saw, why you stopped and perhaps, even how you felt in the moment. Now what? Sometimes, the answer is simple refinements such as adding contrast, vibrance or adjusting clarity. Easy. How do you take it a step further? Remember, this is about vision, not reconstructive surgery. What about the images and subjects that have something more to say – about themselves and about you? These are the images that call out the inner artist – the ones you envision looking and feeling differently. These are the ones that take you "beyond the frame" and make you use the creative tools we have so they reflect how you see the world, your personal style and your connections to the subjects. During this session Jamie will share how she approaches post-processing to create images that speak to her artistic vision. She will walk through several images and the choices made in post using Adobe Photoshop, Topaz Studio (including Impression, Texture Effects and B&W Effects). She will also share on image blending, masking and textures. To take your images beyond the frame, you need to embrace "what if" and let go of the voices that tell you you're "cheating." Take the plunge and learn how to move your images into another zone – the one that embraces and reflects your personal vision. Jamie will provide sample images. You will watch her and then do the same techniques to create your own interpretations for this hands-on workshop. Prerequisites: You should have Adobe Photoshop (preferably PS CC), Topaz Labs Studio (Impression, Texture Effects & Black/White Effects) installed and running on your laptop and know how to open/save files. This class will assume that you have some basic knowledge of Photoshop and layers – and therefore will focus on intermediate editing techniques to create more unique looks and effects. You may choose to share a computer and look on with a friend – or just come and take notes if you learn better without your computer.

JAMIE KONARSKI DAVIDSON EVENTS

Search:

Title	Categories	Content	Tags
Conference Image Review	Sessions, Workshop	When Fri 1:00 pm – 4:30 pm, Sat 8:30 am – 4:30 pm, during the conference Where Time, location and reviewer info for the 45 minute review will be emailed to you by ...	Adam Jones, Anne Belmont, Chris Murray, David Akoubian, Image Reviews, Jamie Konarski Davidson, Jerry Keefer, Jim Montanus, Karen Hutton, Kristi Odom, Kurt Budliger, Lewis Kemper, Lori Keefer, Mark Hilliard, Sean Bagshaw, Skill:All
Embracing 'what if' for Creative Post-Processing	Pre-Conference, Sessions, Workshop	When Fri 8:30 am – 11:30 am Where Listed in your workshop registration info Bring Laptop with Photoshop CC and Topaz Labs Studio (Impression, Texture Effects & Black/White Effects) Type Pre-Conference Workshop – #6 Skill Intermediate ...	Hands-on, Jamie Konarski Davidson, Photoshop, Skill:Intermediate, Topaz Labs
Infrared Photo Walk with Jamie Konarski Davidson & Mark Hilliard	Activities, Photo Walk	When Sun 7:00 am – 8:00 am Where Listed in your photo walk registration info Bring Camera converted to INFRARED or camera with INFRARED filter, or email leaders and arrange a loaner ...	Hands-on, Jamie Konarski Davidson, Mark Hilliard, Skill:All
Interpretive Artistic Techniques In-camera	Creativity, Sessions	When Fri 4:00 pm – 5:00 pm Thompson 104, Sat 1:45 pm – 2:45 pm Campus Center Auditorium Bring – Type Session Skill All Speaker Jamie Konarski Davidson For the artist at heart – Jamie ...	Jamie Konarski Davidson, Lensbaby, Skill:All
Jamie Konarski Davidson	Speakers	Jamie Konarski Davidson North Carolina Learn More Jamie is an award-winning outdoor and nature photographer with a passion for capturing and sharing intimate details of nature and landscapes. She embraces creative techniques ...	Jamie Konarski Davidson

Showing 1 to 5 of 5 entries



CAMERA CLUB COUNCIL (NECCC)

Is a nonprofit umbrella group with over 70 camera clubs and Meetups in the New England states (Connecticut, Rhode Island, Maine, Massachusetts, New Hampshire, and Vermont). The Council was established in 1937 and incorporated in 1963.

Visit NECCC.org

SERVICES

Interclub Competitions, Commentaries, Recordings, Camera Club Rosters, Speakers & Judges, Fees and Donations, Courtesy Conf Registration & Scholarships ...

[Visit NECCC Club Services](#)

YOU ARE HERE: [HOME](#) / [SESSIONS](#) / [PRE-CONFERENCE](#) / FLORAL PHOTOGRAPHY - USING A LIGHTBOX

FLORAL PHOTOGRAPHY - USING A LIGHTBOX

When	Fri 8:30 am - 11:30 am
Where	Listed in your workshop registration info
Bring	Camera, a lens not longer than 50mm (macro not required), a tripod, and a cable release for your camera (or you could use its self-timer).
Type	Pre-Conference Workshop - #10
Skill	All. You must be able to walk and stand during this workshop.
Speaker	Padma Inguva
Cost	\$70, after Jun 21 \$90

Have you ever seen striking images of flowers that look transparent, and wondered how they did that? Padma will show you her techniques using a Lightbox to photograph flowers. You will have an opportunity to photograph blooms on the Lightbox. During the last 45 minutes Padma will also demonstrate her post-processing techniques.

PADMA INGUVA EVENTS

Search:

Title	Categories	Content	Tags
Padma Inguva	Speakers	Padma Inguva New Jersey Learn More Padma is an avid gardener and a graduate of Civil Engineering, Padma has managed to incorporate the two disciplines into the fine art form of photography ...	Padma Inguva
Floral Portraits with Padma Inguva Photo Op	Activities, Photo Ops	When Stop by anytime Sat 12:00 pm - 4:00 pm Campus Center Lower Level Bring Camera Type Photo Op Skill All Speaker Padma Inguva This is a follow-up opportunity to practice ...	Hands-on, Padma Inguva, Skill:All
Floral Photography - Using a Lightbox	Pre-Conference, Sessions, Workshop	When Fri 8:30 am - 11:30 am Where Listed in your workshop registration info Bring Camera, a lens not longer than 50mm (macro not required), a tripod, and a cable release for your ...	Hands-on, Padma Inguva, Skill:All
Floral Photography with Passion - Part 1	Creativity, Sessions	When Sat 8:00 am - 9:00 am Thompson 102 Bring - Type Session Skill All Speaker Padma Inguva Padma will share information about some of her techniques in creating stunning flower portraits. Some ...	Padma Inguva, Skill:All
Floral Photography with Passion - Part 2	Creativity, Sessions	When Sat 9:45 am - 10:45 Thompson 102 Bring - Type Session Skill All Speaker Padma Inguva Padma will share information about some of her techniques in creating stunning flower portraits. Some of these ...	Padma Inguva, Skill:All
Vertorama Chapel Interactive Demo	Sessions, Workshop	When Sun 11:30 am Where Listed in your workshop registration info Bring Camera Type Conference Workshop - CW11 Skill All Speaker Padma Inguva Cost No charge for registrations before June 21st. \$52 after June 21st. Registration closes on July 7th ...	Hands-on, Padma Inguva, Skill:All
Creating Stunning Vortoramas of Architectural Interiors in HDR	General Interest, Sessions	When Sun 8:30 am - 11:00 am (double session) Thompson 106 Bring - Type Session Skill Intermediate, Advanced Speaker Padma Inguva Demonstration of her workflow used to create stunning vortoramas of museums, churches, cathedrals, ...	Padma Inguva, Skill:Advanced, Skill:Intermediate

Showing 1 to 7 of 7 entries



NEW ENGLAND CAMERA CLUB COUNCIL (NECCC)

Is a nonprofit umbrella group with over 70 camera clubs and Meetups in the New England states (Connecticut, Rhode Island, Maine, Massachusetts, New Hampshire, and Vermont). The Council was established in 1937 and incorporated in 1963.

Visit NECCC.org

MEMBER CLUB SERVICES

Interclub Competitions, Commentaries, Recordings, Camera Club Rosters, Speakers & Judges, Fees and Donations, Courtesy Conf Registration & Scholarships ...

[Visit NECCC Club Services](#)

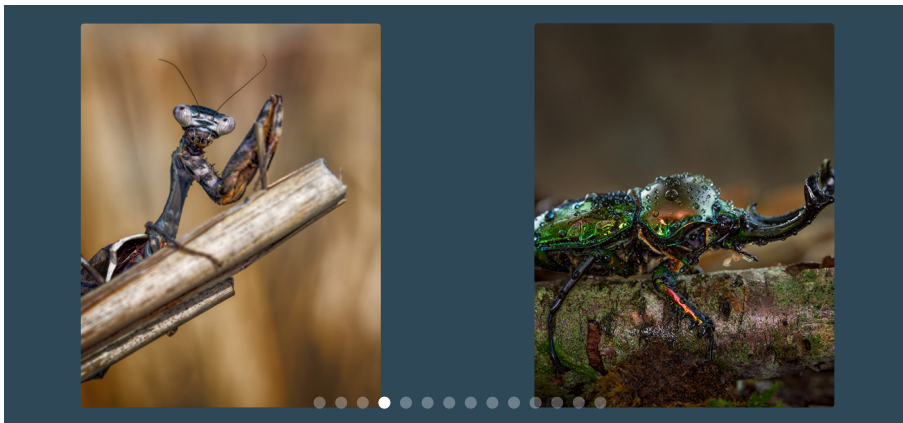
YOU ARE HERE: [HOME](#) / [SESSIONS](#) / [PRE-CONFERENCE](#) / [LEARN MACRO PHOTOGRAPHY – HOW TO PHOTOGRAPH INSECTS](#)

LEARN MACRO PHOTOGRAPHY – HOW TO PHOTOGRAPH INSECTS

When	Fri 8:30 am – 11:30 am
Where	Listed in your workshop registration info
Bring	Camera. Sigma will have lenses to try out. Tripod is a good idea.
Type	Pre-Conference Workshop – #13
Skill	All
Speaker	Kathy Macpherson Baca . Lens and insects sponsored by Sigma .
Cost	\$70, after Jun 21 \$90

Photograph insects. Learn about lenses & lighting with respect to photographing small subjects. Learn how to capture award-winning close-up images. While these subjects are insects what you learn can be applied to flowers, still life, etc.

[Sigma](#) macro lenses will be available.



KATHY MACPHERSON BACA EVENTS

Search:

Title	Categories	Content	Tags
Kathy Macpherson Baca	Speakers	Kathy Macpherson Baca New York Learn More Kathy is a photographer, judge, and instructor and an animal wrangler for photo shoots, film, TV and prints. Photography is a family affair ...	Kathy Macpherson Baca
How to photograph insects - Sigma macro lens loaners available	Activities, Nature, Photo Ops	When Stop by anytime Fri 1:30 pm – 5:00 pm, Sat 8:30 am – 10:30 am or Sun 9:00 am – 11:00 am Campus Center 168 Bring Camera. Sigma will ...	Kathy Macpherson Baca, Onsite Loaning, Sigma, Skill:All
Learn Macro Photography - How to Photograph Insects	Pre-Conference, Sessions, Workshop	When Fri 8:30 am – 11:30 am Where Listed in your workshop registration info Bring Camera. Sigma will have lenses to try out. Tripod is a good idea. Type Pre-Conference Workshop – #13 Skill All Speaker Kathy ...	Hands-on, Kathy Macpherson Baca, Onsite Loaning, Sigma, Skill:All

Showing 1 to 3 of 3 entries



is a nonprofit umbrella group with over 70 camera clubs and Meetups in the New England states (Connecticut, Rhode Island, Maine, Massachusetts, New Hampshire, and Vermont). The Council was established in 1937 and incorporated in 1963.

[Visit NECC.org](http://VisitNECC.org)

Judges, Fees and Donations, Courtesy Com
Registration & Scholarships ...

[Visit NECC Club Services](#)

YOU ARE HERE: [HOME](#) / [SESSIONS](#) / [PRE-CONFERENCE](#) / MASTERING LUMINOSITY MASKS

MASTERING LUMINOSITY MASKS

When	Fri 8:30 am – 11:30 am
Where	Listed in your workshop registration info
Bring	Computer with Photoshop with TK Actions Free Panel plugin
Type	Pre-Conference Workshop – #5
Skill	Advanced
Speaker	Sean Bagshaw
Cost	\$70, after Jun 21 \$90

uminosity masks are a powerful tool for accomplishing a very refined and creative image developing. In this workshop, you will get a three-hour immersion into the use of luminosity masks in Photoshop. One of the features that makes Photoshop so powerful is its ability to create masks. Luminosity masks are a very intricate type of PS mask based on the luminosity values of each pixel in your image. Masks allow you to make very controlled adjustments based on the tones within the image. Sean will be demonstrating what luminosity masks are, how to make them & how they can be used while you practice along with Sean. Sean will briefly show you how to make basic luminosity masks by hand, but then turn to using Tony Kuyper's TKActions Panel to generate and apply luminosity masks. This PS panel allows anyone to quickly create, evaluate, modify and apply an unlimited number of masks tailored to a wide range of targeted image adjustments. During the workshop, Sean will teach you a selection of powerful luminosity mask-based techniques including: Highlight & shadow control and protection, Midtone contrast, Luminosity based color balance, Luminosity based saturation control, Luminosity painting, Masking a mask, Fast exposure blending, Luminosity based sharpening & clarity.

Prerequisites: You will be expected to have Photoshop CS6 or CC pre-loaded and activated on your laptop & know how to open & save files. You should also have the TK Actions Free Panel downloaded & installed. A discount code will be sent for those that wish to purchase the full TK panel.

SEAN BAGSHAW EVENTS

Search:

Title	Categories	Content	Tags
Sean Bagshaw	Speakers	Sean Bagshaw Oregon Learn More Sean is an outdoor photographer, digital image developing enthusiast and photography educator based in Ashland, Oregon, where he resides with his wife and two sons. In the ...	Sean Bagshaw
Mastering Luminosity Masks	Pre-Conference, Sessions, Workshop	When Fri 8:30 am – 11:30 am Where Listed in your workshop registration info Bring Computer with Photoshop with TK Actions Free Panel plugin Type Pre-Conference Workshop – #5 Skill ...	Hands-on, Sean Bagshaw, Skill:Advanced
Photoshop – Developing for Impact	Digital, Sessions	When Fri 8:45 pm – 9:45 pm Integrative Learning Center S140, Sat 3:30 pm – 4:30 pm Thompson 104 Bring – Type Session Skill Advanced Speaker Sean Bagshaw In the ...	Photoshop, Sean Bagshaw, Skill:Advanced
Conference Image Review	Sessions, Workshop	When Fri 1:00 pm – 4:30 pm, Sat 8:30 am – 4:30 pm, during the conference Where Time, location and reviewer info for the 45 minute review will be emailed to you by ...	Adam Jones, Anne Belmont, Chris Murray, David Akoubian, Image Reviews, Jamie Konarski Davidson, Jerry Keefer, Jim Montanus, Karen Hutton, Kristi Odom, Kurt Budliger, Lewis Kemper, Lori Keefer, Mark Hilliard, Sean Bagshaw, Skill:All
Developing for Extended Dynamic Range	Digital, Sessions	When Fri 7:00 pm – 8:00 pm Integrative Learning Center S140, Sat 1:45 pm – 2:45 pm Thompson 104Bring – Type Session Skill All Speaker Sean Bagshaw In this session, Sean will begin with a ...	Photoshop, Sean Bagshaw, Skill:All
Extended Dynamic Range Photo Walk with Sean Bagshaw	Activities, Photo Walk	When Sun 7:00 am – 8:00 am Where Listed in your photo walk registration info Bring Camera Type Photo Walk – PW6 Skill All Speaker Sean Bagshaw The theme of this Photo Walk will be extended dynamic range. ...	Hands-on, Sean Bagshaw, Skill:All

Showing 1 to 6 of 6 entries



CAMERA CLUB COUNCIL (NECCC)

Is a nonprofit umbrella group with over 70 camera clubs and Meetups in the New England states (Connecticut, Rhode Island, Maine, Massachusetts, New Hampshire, and Vermont). The Council was established in 1937 and incorporated in 1963.

Visit NECCC.org

SERVICES

Interclub Competitions, Commentaries, Recordings, Camera Club Rosters, Speakers & Judges, Fees and Donations, Courtesy Conf Registration & Scholarships ...

[Visit NECCC Club Services](#)

YOU ARE HERE: [HOME](#) / [SESSIONS](#) / [PRE-CONFERENCE](#) / MAXIMUM DEPTH OF FIELD - USING FOCUS STACKING AND BRACKETING

MAXIMUM DEPTH OF FIELD - USING FOCUS STACKING AND BRACKETING

When	Fri 8:30 am - 11:30 am
Where	Listed in your workshop registration info
Bring	SD card and tripod
Type	Pre-Conference Workshop - #7
Skill	All
Speaker	Peter Baumgarten . Sponsored by Olympus .
Cost	\$70, after Jun 21 \$90

Anyone who has worked with a macro lens recognizes that it can be a real challenge to achieve a sharp subject from front to back and still maintain a nice, soft, defocused background. In fact, with most subjects it's an impossible task. Enter focus stacking or focus bracketing. The concept is simple. Take a series of photos with each one being focused at a slightly different point on your subject. Olympus has automated the process so that you can achieve the maximum depth of field and get the final stacked image - all in camera! This same concept can also be used to create landscape images with incredible depth of field. Join Olympus Visionary, Peter Baumgarten for this hands-on workshop on how to use the focus stacking & bracketing feature built into the Olympus OMD line-up of cameras. You will learn the basics behind using focus stacking and bracketing, the important camera controls that will guarantee better success, and some of the post-processing options available for focus bracketing. This feature can be used for both macro & landscape shooting situations. Bring your SD card. Olympus will be providing cameras & lenses for this workshop, but you will need a tripod. Note that this workshop will be inside first but that it might go outside.

PETER BAUMGARTEN EVENTS

Search:

Title	Categories	Content	Tags
Peter Baumgarten	Speakers	Peter Baumgarten Ontario Learn More Peter is a professional photographer and educator living on Manitoulin Island in Northern Ontario. He regularly leads photography courses and workshops for novice and enthusiast photographers and ...	Olympus , Peter Baumgarten
Astrophotography - Photographing the Beauty of the Night Sky	Nature , Sessions	When Fri 7:00 pm - 8:00 pm Campus Center Auditorium, Sat 1:30 pm - 2:30 pm Hasbrouck Bring - Type Session Skill Beginner, Intermediate Speaker Peter Baumgarten. Sponsored by Olympus. Astrophotography is often regarded ...	Olympus , Peter Baumgarten , Skill:Beginner , Skill:Intermediate
Maximum Depth of Field - Using Focus Stacking and Bracketing	Pre-Conference , Sessions , Workshop	When Fri 8:30 am - 11:30 am Where Listed in your workshop registration info Bring SD card and tripod Type Pre-Conference Workshop - #7 Skill All Speaker Peter Baumgarten. Sponsored by Olympus. Cost \$70, after Jun 21 \$90 Anyone who ...	Hands-on , Olympus , Peter Baumgarten , Skill:All
Night Photo Shoot - Live Composite	Sessions , Workshop	When Fri 8:30 pm Where Listed in your workshop registration info Bring Olympus Camera and Tripod Type Conference Workshop - CW12 Skill Intermediate Speaker Peter Baumgarten. Sponsored by Olympus. Cost No charge for registrations before June 21st. \$52 after June 21st. Registration ...	Hands-on , Olympus , Peter Baumgarten , Skill:Intermediate
Photographing the Great Outdoors, An Exploration of Nature Photography	Nature , Sessions	When Sat 11:30 am - 12:30 pm Campus Center Auditorium Bring - Type Session Skill Beginner, Intermediate Speaker Peter Baumgarten. Sponsored by Olympus. The great outdoors offers some amazing photo opportunities. Paddle and hike along ...	Olympus , Peter Baumgarten , Skill:Beginner , Skill:Intermediate

Showing 1 to 5 of 5 entries



NEW ENGLAND CAMERA CLUB COUNCIL (NECCC)

Is a nonprofit umbrella group with over 70 camera clubs and Meetups in the New England states (Connecticut, Rhode Island, Maine,

MEMBER CLUB SERVICES

Interclub Competitions, Commentaries, Recordings, Camera Club Rosters, Speakers & Judges, Fees and Donations, Courtesy Conf Registration & Scholarships ...

Incorporated in 1963.

[Visit NECC.org](http://NECC.org)

NECC Photography Conference

YOU ARE HERE: [HOME](#) / [SESSIONS](#) / [PRE-CONFERENCE](#) / PHOTOGRAPH BIRDS OF PREY AND RAPTORS

PHOTOGRAPH BIRDS OF PREY AND RAPTORS

When	Fri 8:30 am – 11:30 am
Where	Meeting area listed in your workshop registration info. Bird handlers from Wingmasters will decide the specific location based on Friday's weather.
Bring	Camera. Tamron lenses will be available to use.
Type	Pre-Conference Workshop – #11
Skill	All. You must be able to walk and stand during this 3-hour workshop.
Speaker	David Akoubian. Sponsored by Tamron. Birds sponsored by Julie and Jim of Wingmasters
Cost	\$98, after Jun 21 \$120

David will assist you and give you advice on lenses, light, composition, exposure and depth of field while you are using (your own or a borrowed) Tamron lenses and shooting portraits of the birds from Wingmasters. You will also learn about shutter speed, autofocus modes, focusing tips and more. During the shoot, you'll be able to try out the latest Tamron lenses! The workshop is for a limited number of people. Everyone will have unlimited access to photograph the birds during the workshop.

Note that this workshop will be outside, weather permitting. A backup inside location will be available.

WINGMASTERS GALLERY BY CHRIS GERMAIN - CLICK THUMBNAIL TO VIEW PHOTO



DAVID AKOUBIAN EVENTS

Search:

Title	Categories	Content	Tags
David Akoubian	Speakers	David Akoubian Georgia Learn More David has been a photographer since 1972 when his father presented him with his first camera, but his career in photography started in 1992. He learned his ...	David Akoubian, Tamron
Raptors Photo Op	Activities, Photo Ops	When Fri 1:00 pm – 3:00 pm Where Meet near Lower East Pond, past the Integrative Learning Center (ILC). Bird handlers from Wingmasters may update the location based on Friday's weather. Bring Camera. Tamron will ...	David Akoubian, Hands-on, Onsite Loaning, Skill:All, Tamron
Conference Image Review	Sessions, Workshop	When Fri 1:00 pm – 4:30 pm, Sat 8:30 am – 4:30 pm, during the conference Where Time, location and reviewer info for the 45 minute review will be emailed to you by ...	Adam Jones, Anne Belmont, Chris Murray, David Akoubian, Image Reviews, Jamie Konarski Davidson, Jerry Keefer, Jim Montanus, Karen Hutton, Kristi Odom, Kurt Budliger, Lewis Kemper, Lori Keefer, Mark Hilliard, Sean Bagshaw, Skill:All
Photograph Birds of Prey and Raptors	Pre-Conference, Sessions, Workshop	When Fri 8:30 am – 11:30 am Where Meeting area listed in your workshop registration info. Bird handlers from Wingmasters will decide the specific location based on Friday's weather. Bring Camera. Tamron lenses will be ...	David Akoubian, Hands-on, Onsite Loaning, Skill:All, Tamron

Creating Successful Landscape Images	Nature, Sessions	When Sat 11:30 am - 12:30 pm Thompson 106 Bring - Type Session Skill Beginner, Intermediate Speaker David Akoubian. Sponsored by Tamron. David will discuss how arranging the elements within the image through lens ...	David Akoubian, Skill:Beginner, Skill:Intermediate, Tamron
Create your own Photography Oasis	Nature, Sessions	When Sat 3:30 pm - 4:30 pm Thompson 106 Bring - Type Session Skill All Speaker David Akoubian. Sponsored by Tamron. The Certified Backyard Wildlife Habitat is a program that encourages people to manage their ...	David Akoubian, Skill:All, Tamron
Capturing the Wild	Nature, Sessions	When Sat 8:00 am - 9:00 am Campus Center Auditorium, Sun 8:30 am - 9:30 am Campus Center 163 Bring - Type Session Skill Beginner, Intermediate Speaker David Akoubian. Sponsored by Tamron. From close-up ...	David Akoubian, Skill:Beginner, Skill:Intermediate, Tamron

Showing 1 to 7 of 7 entries



NEW ENGLAND CAMERA CLUB COUNCIL (NECCC)

Is a nonprofit umbrella group with over 70 camera clubs and Meetups in the New England states (Connecticut, Rhode Island, Maine, Massachusetts, New Hampshire, and Vermont). The Council was established in 1937 and incorporated in 1963.

[Visit NECCC.org](http://VisitNECCC.org)

MEMBER CLUB SERVICES

Interclub Competitions, Commentaries, Recordings, Camera Club Rosters, Speakers & Judges, Fees and Donations, Courtesy Conf Registration & Scholarships ...

[Visit NECCC Club Services](#)

YOU ARE HERE: [HOME](#) / [SESSIONS](#) / [PRE-CONFERENCE](#) / PRE-CONFERENCE IMAGE CRITIQUE

PRE-CONFERENCE IMAGE CRITIQUE

When	Fri morning, 45-minute session
Where	Listed in your critique registration info
Bring	Your prints or digital images
Type	Pre-Conference Image Critique
Skill Level	All
Speaker	William Barnett , Sarah Musumeci and Jake Mosser
Cost	\$42

This is your opportunity to have up to 15 images (prints and/or digital) reviewed by one of New England's top photographers/judges. The cost is \$42 per 45-minute session. Participants can discuss their work on an individual basis. If you sign up for this service, a confirmation form will be sent to you by June 20th. You must return the form by June 27th. You will then be contacted via email with the time slot and reviewer to whom you have been assigned. Please note this activity takes place at the same time as the other Pre-Conference Workshops. If paying by check write a separate check.

HOW DO THEY WORK?

You bring 15 images or perhaps a few more in case time is available. The images may be prints and/or digital. Prints are laid out on a table for review. The reviewer loads digital images from a memory stick into a computer and examines them using a program such as Lightroom. You and the reviewer then carefully examine each image. The reviewer offers suggestions on how you might improve the composition, technical quality or other aspects of each image. She/he will also consider your images as a group. You will also be able to ask questions regarding tools, techniques, selecting images, judging, etc.

WHY DO I NEED THIS?

Creative people don't have absolute standards against which they can measure their work. Much of its value depends on how well it connects with another viewer. When you look at your own images, you remember the special experiences you had when you captured them or how hard you had to work. The person critiquing your images is only looking at the final versions and will probably see them differently than you do. All creative people, not just photographers, have a variety of ways to receive feedback. Writers rely on editors to help them improve while speakers depend on audience reactions. Musicians attend master classes to refine their technique guided by an experienced performer. We all need help from mentors to improve our craft. The critiques at the NECCC Conference provide an opportunity to receive knowledgeable feedback. **Why not try it?**

This was the first time I took advantage of the portfolio review. Bill was extremely helpful. I learned a great deal, and will happily do the review again. Worth every penny and then some. Am in the process of editing the prints I brought in for review in light of Bill's suggestions. He was right!!! Each suggestion that I have incorporated has definitely strengthened the image. Now I just need to remember all that goodness in new photos. 😊 Blessings

— Alice

My portfolio review was with Sarah Musumeci. I wasn't quite sure what the expectations were prior to the review and spent quite a bit of time deciding whether to go print or digital with my portfolio and what size prints would be appropriate. I decided to bring 16x20-ish mounted prints prepared as I would for a competition to give Sarah an idea of my ability as a printer as well as a photographer. It worked out well for the kind of work I do. Sarah is, of course, a very accomplished and successful professional

at the moment. Our time together was warm and friendly from the very beginning and the time flew by, so much so that she generously ended up giving me an extra half hour of her time. She affirmed many of the strengths of my work, but also made constructive criticisms, such as keeping things simple and keeping all aspects of a still life in character. She also shared some hidden features she knew about in Photoshop with me and suggested checking out Corel Painter as a software tool. Finally, she suggested checking out tilt and shift lenses and moving up to full frame. I have followed her advice to move up to full frame, but I am still a little intimidated by the cost of Nikon tilt and shift lenses and have not made that move yet. For me, the portfolio review was a great experience and left me feeling validated, with a renewed enthusiasm for making photographs.

– Charles

PORTFOLIO REVIEWERS


This is a great private learning experience personalized to fit your individual needs and questions. We had one attendee who signed up for the reviews three years in a row asking for the same reviewer each time and every year she listened to the comments, asked questions and worked to improve her work. Each year the reviewer saw great improvement in her images, taking her from a Class B competition/photographer to a Class AA

WILLIAM BARNETT

APSA, GMPA, MNEC

Proficient in both Mac or PC, and Photo editing. International Exhibition competitor, print maker. Extremely knowledgeable in all aspects of Photography- Photo Travel, landscapes, informal portraits, street scenes, cityscapes are his main subject matter. Judges throughout New England.


[Learn more](#)



SARAH MUSUMECI

MNEC

Proficient in both Mac or PC, and Photo editing. Has own Photo Business shooting Bed and Breakfast Inns. Photographs still life's, portraits, scenics, architecture. Teaches and judges throughout New England. Print maker. Being a portfolio reviewer is my favorite activity at the NECCC conference – year after year! Like a child having a great tutor, a good reviewer takes the level of the presented work and drives it up a giant step. The reviewer begins a few weeks before the conference by familiarizing himself/herself with the attendees/subject's personal work. This information has been passed to the reviewer via the conference chair people – well before the actual conference weekend. And then during the session, the reviewer presents to the attendee, thoughtful and organized, step by step, suggestions on how to improve his/her work. Also, there is plenty of time to point out the strengths and talents seen in the attendee's portfolio. This is an important part of growth – as building blocks and through a simple confidence boost in one's abilities.



reviews are beneficial, is due to the personal nature of the review itself. It would take months and months – if not years – at a camera club to get this kind of personal attention and close-up scrutiny over an image. Judges have a limited time on competition night, often with hundreds of images on which they must focus and comment. And maybe only one or two belong to any one person. During a review at NECCC a reviewer may speak about 20 or 25 personal images- each in detail. Often too, the attendee will begin to see ‘negative patterns’ that need attention, but may not be seen otherwise unless looked at in groupings. One thing that NECCC attendees may not understand, is that they don’t need a “fancy portfolio”. Several people who have not had their portfolio’s reviewed mentioned to me that they did not do it because they didn’t have a ‘portfolio’. This review session just involves bringing a series of photographs (print and/or digital) to get feedback on.


[Learn more](#)

JACOB MOSSER

HonPSA, EPSA, HonNEC

PC user only, International Exhibition Competitor, Print maker, Photographs anything but primarily nature, macro, sports, street photography, landscapes. Teaches on Nature photography and basics in photography. Judges throughout New England.

My approach to the review is to look at a participants entire submitted work to get a sense of the photographer’s style and interests before rushing in and applying the standard critiques. He lets them explain what they were trying to achieve with each image. Then, where and when appropriate, he offers suggestions to improve their work and their photographic vision, not only with a critique of the work, but also offering tips and how-tos along with where to go for certain photos to improve their photographic experience. This is a great private learning experience personalized to fit your individual needs and questions. We had one attendee who signed up for the reviews three years in a row asking for the same reviewer each time and every year she listened to the comments, asked questions and worked to improve her work. Each year the reviewer saw great improvement in her images, taking her from a Class B competition/photographer to a Class AA

[Learn more](#)



NEW ENGLAND CAMERA CLUB COUNCIL (NECCC)

Is a nonprofit umbrella group with over 70 camera clubs and Meetups in the New England states (Connecticut, Rhode Island, Maine, Massachusetts, New Hampshire, and Vermont). The Council was established in 1937 and incorporated in 1963.

[Visit NECCC.org](http://NECCC.org)

MEMBER CLUB SERVICES

Interclub Competitions, Commentaries, Recordings, Camera Club Rosters, Speakers & Judges, Fees and Donations, Courtesy Conf Registration & Scholarships ...

[Visit NECCC Club Services](#)

YOU ARE HERE: [HOME](#) / [SESSIONS](#) / [PRE-CONFERENCE](#) / PUT THEM IN A BEAUTIFUL LIGHT - PORTRAIT LIGHTING WORKSHOP

PUT THEM IN A BEAUTIFUL LIGHT - PORTRAIT LIGHTING WORKSHOP

When	Fri 8:30 am - 11:30 am
Where	Listed in your workshop registration info
Bring	Camera
Type	Pre-Conference Workshop - #4
Skill	All. You must be able to stand during the second portion of this workshop.
Speaker	Suzette Allen & Jon Yoshinaga . Sponsored by Panasonic Lumix .
Cost	\$70, after Jun 21 \$90

Light is the key factor that makes or breaks an image, but the quality and properties of light for great PORTRAITS is very different from the best light for landscapes, travel or general photography! Learn the vital skills of seeing and creating beautiful light for people and faces with Portrait Artist and Lumix Ambassador, Suzette Allen. Knowing how to light a face and recognizing good portrait light is key, but also modifying light and harnessing the elements of nature and architecture to refine it, is a vital skill for any environmental photographer. They will share their best techniques for environmental lighting and posing in an engaging presentation and show you how to not only recognize good lighting but know how to modify light with reflectors, scrims, buildings, cement... whatever it takes! She will talk about light direction, diffusion, time of day, some posing and clothing tips, and even a little segment on filming video for storytelling and dynamic Live Portraits. Then, for the second half of the class, there will be a LIVE STUDIO DEMO with continuous lighting to help you visualize & create good portrait light and then capture it with your camera. Bring a camera to get some hands-on portrait experience!





SUZETTE ALLEN & JON YOSHINAGA EVENTS

Search:

Title	Categories	Content	Tags
Suzette Allen & Jon Yoshinaga	Speakers	Suzette Allen & Jon Yoshinaga California Learn More Suzette, a Lumix Ambassador and Adobe Influencer, is a long-time Photoshop instructor (18 years) and Hybrid pioneer who continues to reinvent herself to stay ...	Jon Yoshinaga , Panasonic Lumix , Suzette Allen
Multimedia for Storytelling – Hybrid Imaging Made Easy!	General Interest , Sessions , Workshops	When Fri 4:00 pm – 5:00 pm Campus Center Auditorium, Sat 8:00 am – 9:00 am Hasbrouck Bring – Type Session Skill Beginner, Intermediate Speaker Suzette Allen & Jon Yoshinaga. Sponsored by Panasonic Lumix. ...	Jon Yoshinaga , Panasonic Lumix , Skill:Beginner , Skill:Intermediate , Suzette Allen
Put Them in a Beautiful Light – Portrait Lighting Workshop	Pre-Conference , Sessions , Workshops	When Fri 8:30 am – 11:30 am Where Listed in your workshop registration info Bring Camera Type Pre-Conference Workshop – #4 Skill All. You must be able to stand during the second portion of this workshop. Speaker Suzette ...	Hands-on , Jon Yoshinaga , Panasonic Lumix , Skill:All , Suzette Allen
Make the Magic! Composites with Complexity & Creativity	Digital , Sessions	When Sun 10:00 am – 12:30 pm (double session) Thompson 102 Bring – Type Session Skill Advanced Speaker Suzette Allen & Jon Yoshinaga. Sponsored by Panasonic Lumix. Compositing is a modern-day skill that is ...	Jon Yoshinaga , Panasonic Lumix , Skill:Advanced , Suzette Allen
Panasonic Lumix Photo Walk with Suzette Allen & Jon Yoshinaga	Activities , Photo Walk	When Sun 7:00 am – 8:00 am Where Listed in your photo walk registration info Bring Camera Type Photo Walk – PW5 Skill All Speaker Suzette Allen & Jon Yoshinaga. Sponsored by Panasonic Lumix. The theme ...	Hands-on , Jon Yoshinaga , Panasonic Lumix , Skill:All , Suzette Allen

Showing 1 to 5 of 5 entries



NEW ENGLAND CAMERA CLUB COUNCIL (NECCC)

Is a nonprofit umbrella group with over 70 camera clubs and Meetups in the New England states (Connecticut, Rhode Island, Maine, Massachusetts, New Hampshire, and Vermont). The Council was established in 1937 and incorporated in 1963.

[Visit NECCC.org](http://NECCC.org)

MEMBER CLUB SERVICES

Interclub Competitions, Commentaries, Recordings, Camera Club Rosters, Speakers & Judges, Fees and Donations, Courtesy Conf Registration & Scholarships ...

[Visit NECCC Club Services](#)

YOU ARE HERE: [HOME](#) / [SESSIONS](#) / [PRE-CONFERENCE](#) / THE HADLEY FARM – HORSES & BARN

THE HADLEY FARM – HORSES & BARN

When	Fri 8:30 am – 11:30 am
Where	UMass Hadley Farm
Bring	Camera with 24-105mm or 70-200mm type lens. No tripods allowed.
Type	Pre-Conference Workshop – #9
Skill	All . You must be able to walk and stand during this 3-hour workshop.
Speaker	Adam Jones . Sponsored by Canon .
Cost	\$70, after Jun 21 \$90

Learn how to photograph sharp and creative images of large mammals. Learn what to look for in behaviors and affect and lighting. Bring: dSLR or mirrorless camera with a 24-105mm type lens (a 70-200mm is a good lens too but you must be able to hand-hold it for three hours). Tripod not needed. For all skill levels, but you must be able to walk and stand during for this three-hour workshop. Participants can drive to the workshop, carpooling encouraged.

ADAM JONES EVENTS

Search:

Title	Categories	Content	Tags
Adam Jones	Speakers	Adam Jones Kentucky Learn More Adam's award-winning images are widely published in magazines, posters, calendars, books, and in national advertising campaigns around the world such as: Canon, Ford, Eddie Bauer, Miller Beer, ...	Adam Jones, Canon
Conference Image Review	Sessions, Workshop	When Fri 1:00 pm – 4:30 pm, Sat 8:30 am – 4:30 pm, during the conference Where Time, location and reviewer info for the 45 minute review will be emailed to you by ...	Adam Jones, Anne Belmont, Chris Murray, David Akoubian, Image Reviews, Jamie Konarski Davidson, Jerry Keefer, Jim Montanus, Karen Hutton, Kristi Odom, Kurt Budliger, Lewis Kemper, Lori Keefer, Mark Hilliard, Sean Bagshaw, Skill:All
Getting the Most Out of Your Wildlife and Nature Photos	Nature, Sessions	When Fri 4:00 pm – 5:00 pm Thompson 104, Sun 10:00 am – 11:00 am Campus Center Auditorium Bring – Type Session Skill All Speaker Adam Jones. Sponsored by Canon. Get it right in the ...	Adam Jones, Canon, Skill:All
The Hadley Farm – Horses & Barns	Pre-Conference, Sessions, Workshop	When Fri 8:30 am – 11:30 am Where UMass Hadley Farm Bring Camera with 24-105mm or 70-200mm type lens. No tripods allowed. Type Pre-Conference Workshop – #9 Skill All. You must be able to walk and stand during this ...	Adam Jones, Canon, Hands-on, Skill:All
Photoshop Fun – Workflow & Composites in Photoshop	Digital, Sessions	When Fri 8:45 pm – 9:45 pm Thompson 102, Sat 1:45 pm – 2:45 pm Thompson 106 Bring – Type Session Skill Intermediate Speaker Adam Jones. Sponsored by Canon. Adam will show you his basic workflow ...	Adam Jones, Canon, Photoshop, Skill:Intermediate

Showing 1 to 5 of 5 entries



NEW ENGLAND CAMERA CLUB COUNCIL (NECCC)

Is a nonprofit umbrella group with over 70 camera clubs and Meetups in the New England states (Connecticut, Rhode Island, Maine, Massachusetts, New Hampshire, and Vermont). The Council was established in 1937 and incorporated in 1963.

Visit NECCC.org

MEMBER CLUB SERVICES

Interclub Competitions, Commentaries, Recordings, Camera Club Rosters, Speakers & Judges, Fees and Donations, Courtesy Conf Registration & Scholarships ...

[Visit NECCC Club Services](#)

YOU ARE HERE: [HOME](#) / [SESSIONS](#) / [PRE-CONFERENCE](#) / YOUR ARTISTIC VOICE: JOURNEY OF A LIFETIME

YOUR ARTISTIC VOICE: JOURNEY OF A LIFETIME

When	Fri 8:30 am – 11:30 am
Where	Listed in your workshop registration info
Bring	Camera and lens (e.g. 17-35mm, 24-70mm ...)
Type	Pre-Conference Workshop – #2
Skill	All
Speaker	Karen Hutton . Sponsored by Fujifilm .
Cost	\$70, after Jun 21 \$90

Your artistic voice is uniquely your own. When used to its fullest, it becomes the “signature” of your art. It’s the thing people recognize in your work – that tells them that you – and only you – could have created it. In this program, we’ll dive into some of the key components in finding your artistic voice with exercises and small assignments that explore how to “SEE” photographically in new and unique ways. A tried’n true process to FOCUS yourself when everything conspires to distract you. When you’re focused, doubt and confusion get left in the dust. How to release the soul-freeing power of AWE in just about everything, from the smallest detail to the truly grand and epic. (The science is in on this – and it is AWE-some!). How to TELL THE STORY by making undeniable choices, being more specific than you dreamed possible and by asking “Why?” until the truth behind the story is revealed... How GEAR can help or hinder your artistic voice – and learn some of the ways to overcome “gear fear”. How your artistic voice is braver than you ever dreamed possible – and why the world needs it now, more than ever.

KAREN HUTTON EVENTS

Search:

Title	Categories	Content	Tags
Karen Hutton	Speakers	Karen Hutton Nevada Learn More Karen is a Professional Fujifilm X Photographer, International Landscape and Travel Photographer, and a “Voice.” Through stunning imagery, humor, thought-provoking ideas and a genuinely positive ...	Fujifilm, Karen Hutton
Conference Image Review	Sessions, Workshop	When Fri 1:00 pm – 4:30 pm, Sat 8:30 am – 4:30 pm, during the conference Where Time, location and reviewer info for the 45 minute review will be emailed to you by ...	Adam Jones, Anne Belmont, Chris Murray, David Akoubian, Image Reviews, Jamie Konarski Davidson, Jerry Keefer, Jim Montanus, Karen Hutton, Kristi Odom, Kurt Budliger, Lewis Kemper, Lori Keefer, Mark Hilliard, Sean Bagshaw, Skill:All
Your Artistic Voice: Journey of a Lifetime	Pre-Conference, Sessions, Workshop	When Fri 8:30 am – 11:30 am Where Listed in your workshop registration info Bring Camera and lens (e.g. 17-35mm, 24-70mm ...)Type Pre-Conference Workshop – #2 Skill All Speaker Karen Hutton. Sponsored by Fujifilm. Cost \$70, after Jun 21 \$90 Your ...	Fujifilm, Karen Hutton, Skill:All
See Your World: The Power of Story, Art & Awe	General Interest, Sessions	When Fri 8:45 pm – 9:45 pm Campus Center Auditorium, Sat 3:30 pm – 4:30 pm Thompson 102 Bring – Type Session Skill Beginner, Intermediate Speaker Karen Hutton. Sponsored by Fujifilm. Producing signature work ...	Fujifilm, Karen Hutton, Skill:Beginner, Skill:Intermediate
Artistic Voice Photo Walk with Karen Hutton	Activities, Photo Walk	When Sun 7:00 am – 8:00 am Where Listed in your photo walk registration info Bring Camera Type Photo Walk – PW11 Skill All Speaker Karen Hutton. Sponsored by Fujifilm. The theme of this Photo Walk will be discovering ...	Fujifilm, Hands-on, Karen Hutton, Skill:All

Showing 1 to 5 of 5 entries



NEW ENGLAND CAMERA CLUB COUNCIL (NECCC)

Is a nonprofit umbrella group with over 70 camera clubs and Meetups in the New England states (Connecticut, Rhode Island, Maine, Massachusetts, New Hampshire, and Vermont).

MEMBER CLUB SERVICES

Interclub Competitions, Commentaries, Recordings, Camera Club Rosters, Speakers & Judges, Fees and Donations, Courtesy Conf Registration & Scholarships ...

[Visit NECCC Club Services](#)

[Visit NECC.org](#)

NECC Photography Conference